



असम विश्वविद्यालय

(एक केन्द्रीय विश्वविद्यालय)
सिलचर 788011
असम, भारत

ASSAM UNIVERSITY

(A Central University)
Silchar 788011
Assam, India

Guidelines for filling up the Application Form

Before filling up the form, keep the following ready with you:

Scan copy of –

Signature of the Applicant, Latest Color Photo of the Applicant, 10th Level Admit Card, Identity Card, Front and Back side of 10th Level Marksheet, Front and Back side of 12th Level Marksheet, Category Certificate (if any), BPL Certificate (if any), PwD Certificate (if any), CUET Score Sheet. The Size of each document should not be less than 150KB and should not exceed 300KB, except the signature of the candidate (max size 30KB)

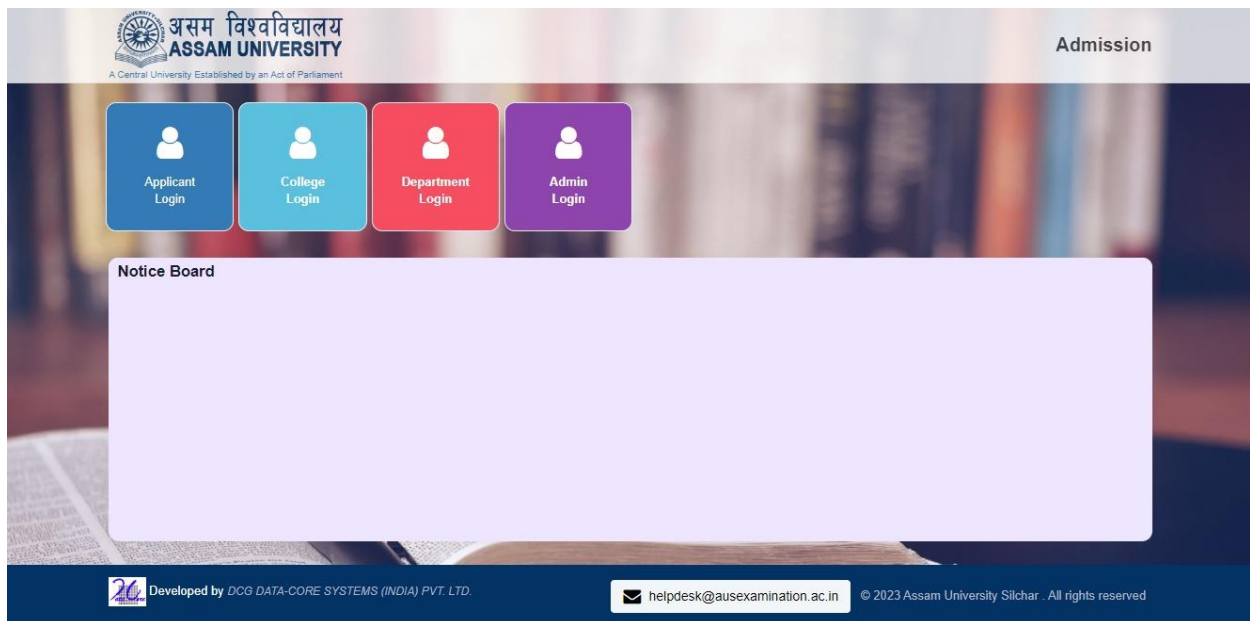
- **If you do not have any Email id, create it now before filling the Application Form.**
- **Use your own Phone Number. Never use phone number of any other person.**
- **The format of the images should be “.jpg” or “.png”**

Step-1:

Open any browser and type <https://www.ausexamination.ac.in/admission>

Step-2:

Click on “Applicant Login”.



Step-3:

Click on “New Applicant? Create a new Account”.

Applicant Login

Existing user? Sign in with your application no and password below. [Download Instruction](#)

Success! You have been successfully logged out from the system. ✕

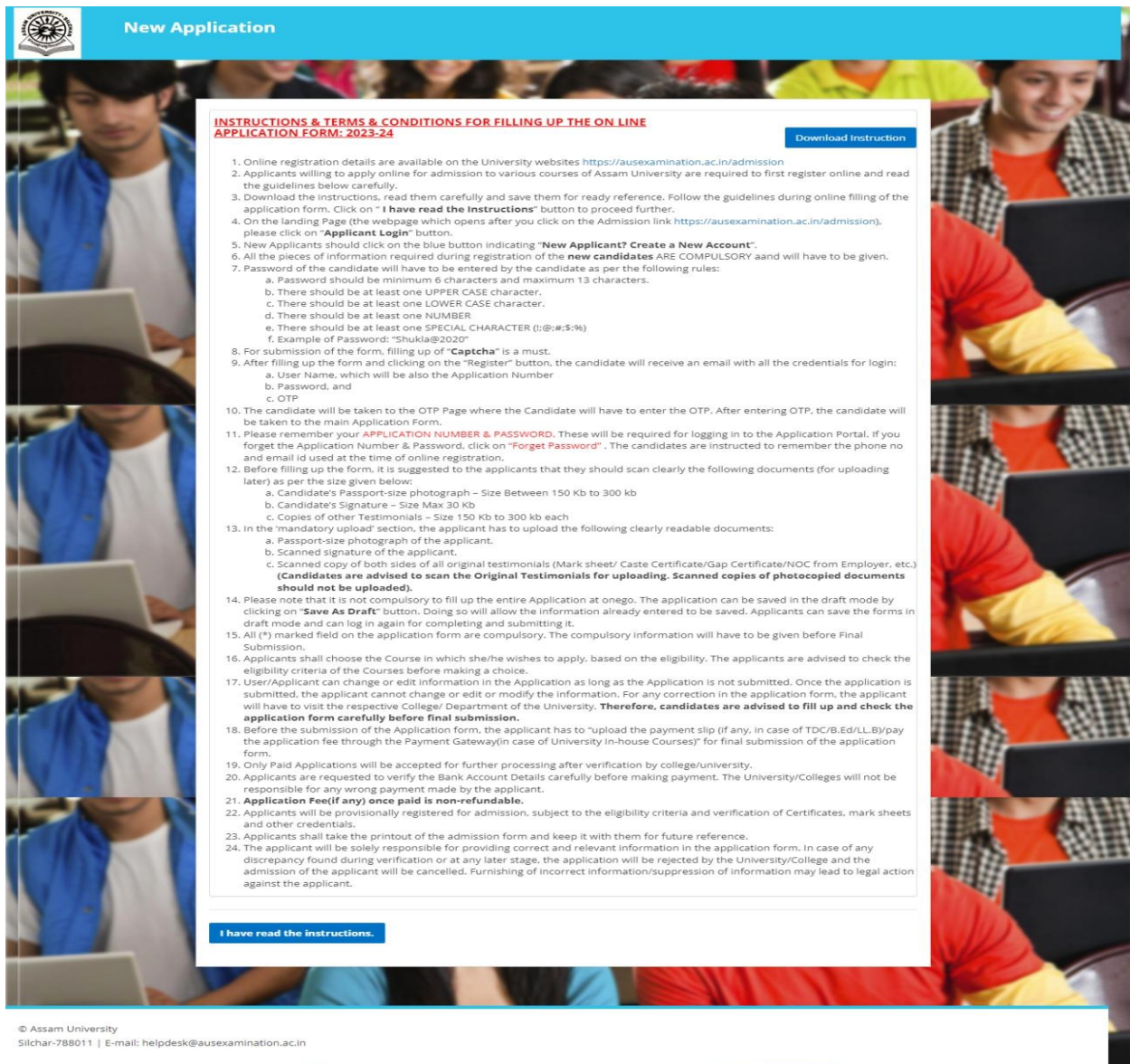
[Sign in](#) [Forgot Password?](#)

[New Applicant? Create a new Account](#)

© Assam University
Silchar-788011 | E-mail: helpdesk@ausexamination.ac.in

Step-4:

Read the instructions carefully and click on “I have read the instructions”.



ASSAM UNIVERSITY

New Application

INSTRUCTIONS & TERMS & CONDITIONS FOR FILLING UP THE ON LINE APPLICATION FORM: 2023-24

[Download Instruction](#)

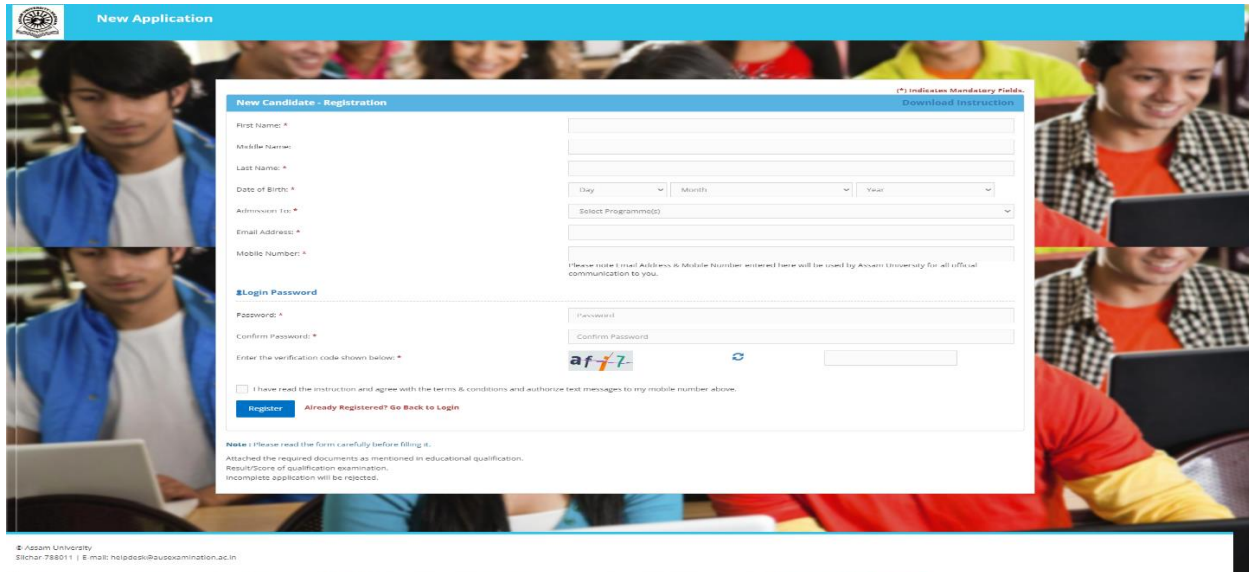
1. Online registration details are available on the University websites <https://ausexamination.ac.in/admission>
2. Applicants willing to apply online for admission to various courses of Assam University are required to first register online and read the guidelines below carefully.
3. Download the instructions, read them carefully and save them for ready reference. Follow the guidelines during online filling of the application form. Click on “**I have read the instructions**” button to proceed further.
4. On the landing Page (the webpage which opens after you click on the Admission link <https://ausexamination.ac.in/admission>), please click on “**Applicant Login**” button.
5. New Applicants should click on the blue button indicating “**New Applicant? Create a New Account**”.
6. All the pieces of information required during registration of the **new candidates** ARE COMPULSORY and will have to be given.
7. Password of the candidate will have to be entered by the candidate as per the following rules:
 - a. Password should be minimum 6 characters and maximum 13 characters.
 - b. There should be at least one UPPER CASE character.
 - c. There should be at least one LOWER CASE character.
 - d. There should be at least one NUMBER.
 - e. There should be at least one SPECIAL CHARACTER (!:@#:\$%&)
 - f. Example of Password: “Shukla@2020”
8. For submission of the form, filling up of “**Captcha**” is a must.
9. After filling up the form and clicking on the “**Register**” button, the candidate will receive an email with all the credentials for login:
 - a. User Name, which will be also the Application Number
 - b. Password, and
 - c. OTP
10. The candidate will be taken to the OTP Page where the Candidate will have to enter the OTP. After entering OTP, the candidate will be taken to the main Application Form.
11. Please remember your **APPLICATION NUMBER & PASSWORD**. These will be required for logging in to the Application Portal, if you forget the Application Number & Password, click on “**Forget Password**”. The candidates are instructed to remember the phone no and email id used at the time of online registration.
12. Before filling up the form, it is suggested to the applicants that they should scan clearly the following documents (for uploading later) as per the size given below:
 - a. Candidate's Passport-size photograph – Size Between 150 Kb to 300 kb
 - b. Candidate's Signature – Size Max 30 Kb
 - c. Copies of other Testimonials – Size 150 Kb to 300 kb each
13. In the ‘mandatory upload’ section, the applicant has to upload the following clearly readable documents:
 - a. Passport-size photograph of the applicant.
 - b. Scanned signature of the applicant.
 - c. Scanned copy of both sides of all original testimonials (Mark sheet/ Caste Certificate/Gap Certificate/NOC from Employer, etc.) **(Candidates are advised to scan the Original Testimonials for uploading. Scanned copies of photocopied documents should not be uploaded).**
14. Please note that it is not compulsory to fill up the entire Application at onego. The application can be saved in the draft mode by clicking on “**Save As Draft**” button. Doing so will allow the information already entered to be saved. Applicants can save the forms in draft mode and can log in again for completing and submitting it.
15. All (*) marked field on the application form are compulsory. The compulsory information will have to be given before Final Submission.
16. Applicants shall choose the Course in which she/he wishes to apply, based on the eligibility. The applicants are advised to check the eligibility criteria of the Courses before making a choice.
17. User/Applicant can change or edit information in the Application as long as the Application is not submitted. Once the application is submitted, the applicant cannot change or edit or modify the information. For any correction in the application form, the applicant will have to visit the respective College/ Department of the University. **Therefore, candidates are advised to fill up and check the application form carefully before final submission.**
18. Before the submission of the Application form, the applicant has to “upload the payment slip (if any, in case of TDC/B.Ed/LL.B)/pay the application fee through the Payment Gateway(in case of University in-house Courses)” for final submission of the application form.
19. Only Paid Applications will be accepted for further processing after verification by college/university.
20. Applicants are requested to verify the Bank Account Details carefully before making payment. The University/Colleges will not be responsible for any wrong payment made by the applicant.
21. **Application Fee(if any) once paid is non-refundable.**
22. Applicants will be provisionally registered for admission, subject to the eligibility criteria and verification of Certificates, mark sheets and other credentials.
23. Applicants shall take the printout of the admission form and keep it with them for future reference.
24. The applicant will be solely responsible for providing correct and relevant information in the application form. In case of any discrepancy found during verification or at any later stage, the application will be rejected by the University/College and the admission of the applicant will be cancelled. Furnishing of incorrect information/suppression of information may lead to legal action against the applicant.

[I have read the instructions.](#)

© Assam University
Silchar-788011 | E-mail: helpdesk@ausexamination.ac.in

Step-5:

Fill-up the form accordingly. Create a new password. Never forget this password. It will be required when you try to login again. Use your own phone number. Never use phone no and email id of any other person. This email id and phone number will be required for all further correspondences. Select the appropriate Course from the “Admission To” selection list.



New Application

New Candidate - Registration (*) Indicates Mandatory Fields. [Download Instruction](#)

First Name: *
Middle Name:
Last Name: *
Date of Birth: *
Admission To: *
Email Address: *
Mobile Number: *

Login Password

Password: *
Confirm Password: *
Enter the verification code shown below: *

I have read the instruction and agree with the terms & conditions and authorize text messages to my mobile number above.

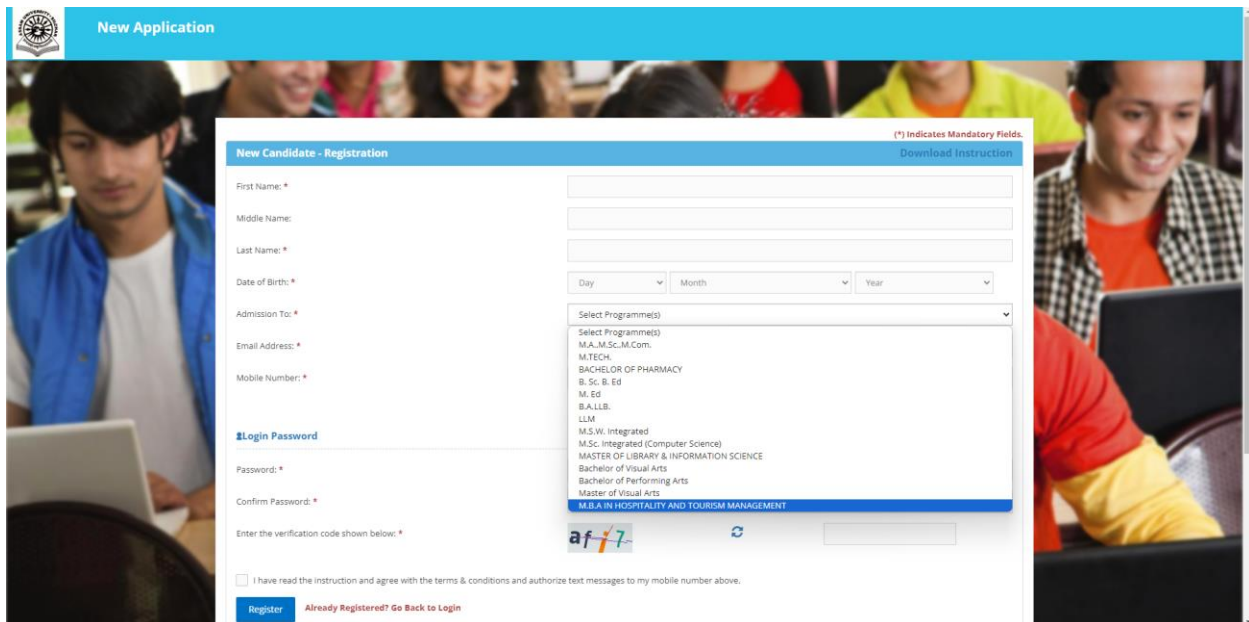
[Register](#) [Already Registered? Go Back to Login](#)

Note: Please read the form carefully before filling it. Attached the required documents as mentioned in educational qualification. Result/Score of qualification examination. Incomplete application will be rejected.

Afroz University
Phone: 728011 | Email: hal@afrozuniversity.ac.in

The 'Admission To:' dropdown menu is open, displaying the following list of programs:

- Select Programme(s)
- Select Programme(s)
- M.A.,M.Sc.,M.Com.
- M.TECH.
- BACHELOR OF PHARMACY
- B. Sc. B. Ed
- M. Ed
- B.A.,LLB.
- LLM
- M.S.W. Integrated
- M.Sc. Integrated (Computer Science)
- MASTER OF LIBRARY & INFORMATION SCIENCE
- Bachelor of Visual Arts
- Bachelor of Performing Arts
- Master of Visual Arts
- M.B.A IN HOSPITALITY AND TOURISM MANAGEMENT**



New Application

New Candidate - Registration (*) Indicates Mandatory Fields. [Download Instruction](#)

First Name: *
Middle Name:
Last Name: *
Date of Birth: *
Admission To: *
Email Address: *
Mobile Number: *

Login Password

Password: *
Confirm Password: *
Enter the verification code shown below: *

I have read the instruction and agree with the terms & conditions and authorize text messages to my mobile number above.

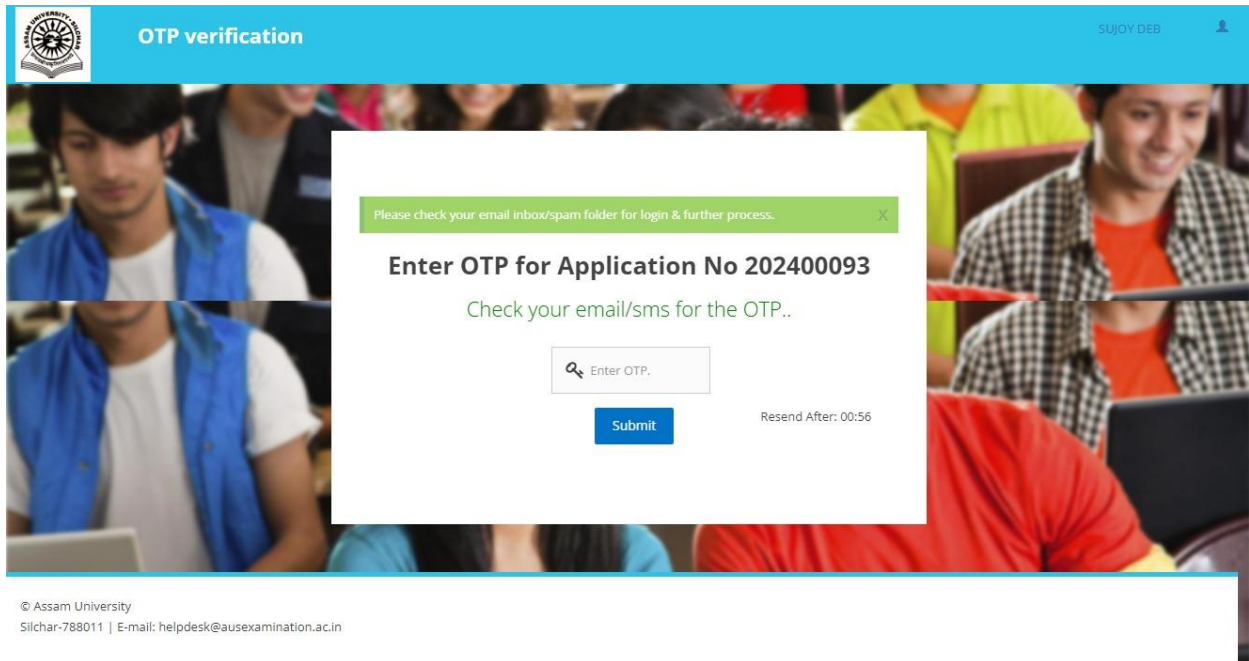
[Register](#) [Already Registered? Go Back to Login](#)

The 'Admission To:' dropdown menu is open, displaying the following list of programs:

- Select Programme(s)
- Select Programme(s)
- M.A.,M.Sc.,M.Com.
- M.TECH.
- BACHELOR OF PHARMACY
- B. Sc. B. Ed
- M. Ed
- B.A.,LLB.
- LLM
- M.S.W. Integrated
- M.Sc. Integrated (Computer Science)
- MASTER OF LIBRARY & INFORMATION SCIENCE
- Bachelor of Visual Arts
- Bachelor of Performing Arts
- Master of Visual Arts
- M.B.A IN HOSPITALITY AND TOURISM MANAGEMENT**

Step-6:

Enter the OTP received in your registered Email Id. Click on Submit.



© Assam University
Silchar-788011 | E-mail: helpdesk@ausexamination.ac.in

Step-7:

Fill-up the form cautiously. “*” marked fields are mandatory. Click on “Save and next”.

Application Form
Application No. 202448780

Session: 2023-24

1
Candidate Dashboard

2
Basic Information

3
Educational Details

4
Upload Documents

5
Programme Selection

6
Fee Payment

(*) Indicates Mandatory Fields.

Personal Information

Name of Student (as spelled in Class X Board Certificate) *		KUMAR		VERMA	
Candidate *		Male		Date of Birth *	
Date of Birth *		21		Time *	
Time *		2003		Verification Mark *	
Nationality *		Indian		Mobile *	
Mobile *		9224465196		Email Address *	
Religion *		Hindu		Verification Code *	
Annual Family Income(₹) *		164000.00		Verification No. *	
Do you belong to the PwD (Person with Disability) Category? *		Yes		ID proof No. *	
Type of Impairment & Percentage		VISUALLY IMPAIRED (IN) *		HEARING & SPEECH IMPAIRED (IN) *	
CEREBRAL PALSY & MENTALLY IMPAIRED (IN) *		LOCOMOTOR IMPAIRED (IN) *			

Photo & Signature

Max photo (image format: JPEG) (max): Supports only jpg format. *

Your signature (image) (max): Supports only jpg format. *

Address

Permanent Address

Address Line 1 *

Address Line 2 *

City *

Country *

State *

DISTRICT *

PIN *

Same as Permanent

Present Address

Address Line 1 *

Address Line 2 *

City *

Country *

State *

DISTRICT *

PIN *

Parents and Guardians Information

** Any one's mobile number is required.

Mother's Name *		Mobile no of mother *		Mother's Email *		Mother's Occupation *	
Father's Name *		Mobile no of father *		Father's Email *		Father's Occupation *	
Academic Mark of Class (ASIC) (IN) *		User's Email (ASIC) (IN) *					
Local Guardian (if any):		Mobile no of guardian *		Local Guardian's Email *		Guardian's Address *	

H.S./Equivalent Information

Roll No *	2268994	Examination Year *	2023
-----------	---------	--------------------	------

Other Information


Select last Board/University *	Registration Year *	Migration Year *
Do you have any interesting app? *	Gap Period (Year) *	Reason for the app *
Are you employed? *	Are you a Kashmir Migrant? *	Are you eligible for special scholarship scheme for PwD students? *
Are you on Ex-Service month? *	Are you a member of Freedom Fighters? *	Are you a single girl child? *

Save & Next

© Assam University
 Toll free: 799311 | Email: helpdesk@assamuniversity.ac.in

Step-8:

Enter your 10th Level and 12th Level subject and marks carefully. Click on “Save and Next”.



Application Form

TEST SUJOY

Application No. : 202411296 Session : 2023-24

(*) Indicates Mandatory Fields.

- Candidate Dashboard
- Basic Information
- Educational Details
- Upload Documents
- Programme Selection
- Fees Payment

Academic Details

Examination	Passed/Appeared	Div./Class	Grade/CGPA	Full Marks	Obtained Marks	Percentage of Marks	Year of Passing	Name of the Institute	Name of the Board/University	Registration
10th Class or Equivalent	Passed						Select			
12th Class or Equivalent	Passed						Select			

[Remove](#) [Add](#)

12th or Equivalent Class Papers Details

#	Paper 1	Paper 2	Paper 3	Paper 4
Subject Name	Select	Select	Select	Select
Full Marks	100	100	100	100
Obtained Marks				

10th or Equivalent Class Papers Details


#	Paper 1	Paper 2	Paper 3	Paper 4
Subject Name	Select	Select	Select	Select
Full Marks	100	100	100	100
Obtained Marks				

[Save & Next](#)

© Assam University
Silchar-788011 | E-mail: helpdesk@ausexamination.ac.in


Step-9:


Upload the documents where fields are “*” marked. The size of the images should not be less than 150KB and should not exceed 300KB. The format should be “.jpg “or “.png “. Click on “Save and Next”.


**Application Form** TEST PG


Application No. : 202400007 Session : 2023-24


(*) Indicates Mandatory Fields.



Candidate
Dashboard


Basic
Information


Educational
Details


Upload
Documents


Programme
Selection


Fees
Payment

Upload Educational Documents

Supports only .jpg format. file size between 150 KB to 300KB

Document Name	Upload & Delete	Preview
10th Class or Equivalent Mark Sheet (Front) : *	Add Image	View
10th Class or Equivalent Mark Sheet (Back) : *	Add Image	View
10th Class or Equivalent Pass Certificate :	Add Image	
12th Class or Equivalent Mark Sheet (Front) : *	Add Image	View
12th Class or Equivalent Mark Sheet (Back) : *	Add Image	View
12th Class or Equivalent Pass Certificate :	Add Image	
B.A. Mark Sheet (Front) : *	Add Image	View
B.A. Mark Sheet (Back) : *	Add Image	View
B.A. Pass Certificate :	Add Image	
CUET SCORE Card:*	Add Image	View

Upload Other Documents


Document Name	Upload & Delete	Preview
Registration Certificate :	Add Image	
10th Class or Equivalent Admit.(Date of Birth Proof) : *	Add Image	View
Photo Id Proof : *	Add Image	

[Save & Next](#)

© Assam University
Silschar-788011 | E-mail: helpdesk@ausexamination.ac.in

Step-10:

Select your preferred Program and Department you want to take admission. Enter the **CUET Score as per your selected papers in the appropriate field. Do not round off the CUET Score.** Click on the check box in “Declaration Part” and then click on “Save and Next”.

 **Application Form** ABHISHEK VERMA

Application No.: 202448780 Session : 2023-24

Candidate Dashboard Basic Information Educational Details Upload Documents Programme Selection Fees Payment

Programme Selection

Preference	Programme *	Department/College *	Action
1	B.SC.(HONOURS) B.ED. IN Zoology	EDUCATION <small>Criteria: Total Seats:12 ** Reservation will be as per guidelines issued by the Government</small>	
2	B.SC.(HONOURS) B.ED. IN Botany	EDUCATION <small>Criteria: Total Seats:12 ** Reservation will be as per guidelines issued by the Government</small>	Remove

[Add](#)

CUET Papers Details *Please enter the Percentile Score and Normalized Score as 0 for the domain specific subjects which you have not appeared for CUET Exam.

#	Section I(Languages)	Section II(Languages)	Section III General Test	3rd Languages/Domain Specific (Subject - 1)	Domain Specific(Subject - 2)	Domain Specific(Subject - 3)
Subject Name	ENGLISH			TEACHING APTITUDE	PHYSICS	CHEMISTRY
Percentile Score	72.5868031			91.3515098	53.0037383	67.7886141
Normalized Score	137.2394713			105.8016992	39.2821937	57.1290166

Declaration

I, Abhishek Kumar Verma, hereby declare that all the particulars stated by me in this Application Form are true to the best of my knowledge and belief. I have read the relevant Information Brochure & Admission Schedule posted on the University/College website / Printed Hard Copy / Notice Board for admission. I shall abide by the terms and conditions therein. It is entirely my responsibility to prove my eligibility for admission to the Programme to which I am admitted and also in respect of qualifications and entitlement for admission against reserved category, if claimed, to the satisfaction of the University/College. Further, in the event of suppression or distortion of any fact like category, educational qualifications, nationality, etc. made in my Application Form, I understand that my admission, if granted or degree acquired subsequently, is liable for cancellation. I also understand that the decision of University/College regarding my admission will be final and I shall abide by the rules and Regulation of University/College from time to time.

[Save & Next](#)

© Assam University
Silchar-788011 | E-mail: helpdesk@ausexamination.ac.in

Step-11:

Click on “Final Submit and Pay Online”.

Application No. : 202448780 Session : 2023-24

Fees Payment

Preference	Programme	Department/College	Fee Head	Amount	Action
1	B.SC.(HONOURS) B.ED. IN Zoology	EDUCATION	Application Fee	900.00	Final Submit & Pay Online
2	B.SC.(HONOURS) B.ED. IN Botany	EDUCATION	Application Fee	900.00	Final Submit & Pay Online
				Total	1,800.00

© Assam University
Silchar-788011 | E-mail: helpdesk@ausexamination.ac.in

Step-12:

Application Fee will be paid through the Payment Gateway. The Gateway accepts “RuPay” Debit Card, all types of Credit Cards, Internet Banking and UPI systems.

Pay by Credit Card

Merchant Name: Assam University PG Admission Fee Collection
Payment Amount: ₹ 900.00

Card Number: Enter card number

Expiration Date: Month Year CVV/CVC

Card Holder Name: Enter card holder name

[Make Payment](#) [Cancel](#)

BillDesk

E N D